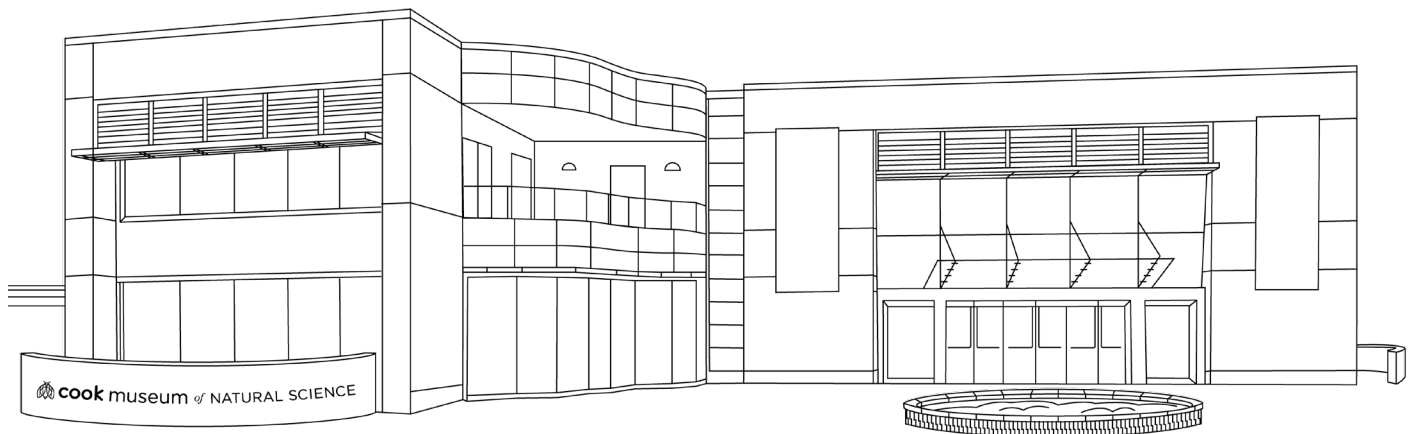


Visiting the Cook Museum of Natural Science

A SOCIAL STORY



cook museum
of NATURAL SCIENCE®



Developed in collaboration with the Regional Autism Network
and the Treatment & Research Institute for Autism Spectrum Disorder.

With special contribution by Ashley Matice



Today I will be visiting the
Cook Museum of Natural Science.

At the Museum, I can explore,
interact with, and learn about nature.

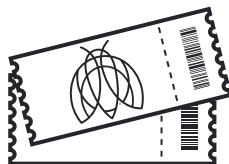
**LIFE IS
AMAZING**®



First, I will check in at the **Guest Services Desk** to buy tickets for the Museum or show them our tickets we bought online.

Our group will be given wristbands to wear. I can tell my grown-up and the staff if I don't feel comfortable wearing it.

If there are other guests, I may have to wait in line. I will try to wait patiently by keeping my hands to myself and staying with my group.





Inside the Museum, there are a lot of **Exhibits** to experience. The grown-up I am with may help me choose what Exhibits we want to see.

I will try to always stay with my grown-up while we tour the Museum. There may be other people exploring in the Exhibits and it is okay.


If an Exhibit is too loud, I can cover my ears with my hands or ask my grown-up to go to a quieter space.





I will do my best to **be respectful** by sharing, waiting my turn, having a quiet voice, and walking.

There may be artifacts or items that I am not allowed to touch. I will do my best to keep my hands to myself and follow the rules.





While I'm at the Museum, I might have a question or need help. I can find a **Museum employee** to ask for help during our visit.





In the **Discover Exhibit**, there are a lot of things I can see. There will be live animals such as bees, turtles, alligators, and snakes inside the terrariums for me to look at.

DISCOVER



In the **Looking Up** Exhibit, I will be able to explore the Earth's unique place in space. I could also touch a real meteorite from outer space!



LOOKING
UP



In the **Foundations** Exhibit, I can see how different conditions on Earth, like geography and weather, relate to different biomes.

If I want, I can experiment with a hands-on Kinetic Sand table and create an erupting volcano, snow-capped mountains, or flowing river. At this interactive station, I will need to sanitize my hands before participating. If there are others in line, I may have to wait patiently for my turn.

FOUNDATIONS



In the **Rivers & Streams** Exhibit, I can explore various habitats that are made by fresh water. I will see a 600-gallon freshwater tank. I could crawl through a beaver lodge to see what it looks like if I wanted to.

Rivers
& **STREAMS**



Another Exhibit to visit is the **Caves** Exhibit. I can explore a recreated cave that looks like Alabama caves. I may be able to find hidden animals, like bats! This Exhibit is dark like a real cave, so I may want to stay close to my grown-up.

CAVES



In the **Arctic/Desert** Exhibit, I can see how the Alaskan Arctic and Sonoran Desert are similar and different. I will learn how animals who live there can survive in extreme cold or heat.

ARCTIC DESERT



There is also an **Oceans** Exhibit I might want to explore. This Exhibit will show me the life of a coral reef inside a 15,000-gallon saltwater tank. I will also see shells in many different shapes and can even touch a few of them.

I will do my best to follow the rules and not put my hands on the tank glass.

**OCEANS**



In the **Forests** Exhibit, there is so much to do. I can climb up the inside of Big Tree or go into **Curiosity Cabin** to examine the touchable items.

If I have trouble with stairs, my grown-up and I can ask an Explainer to help us use the chairlift to the second floor.



**CURIOSITY
CABIN**



Upstairs, I can explore the **Birds** Exhibit, see the **Hilltop Woodlands** over the Caves Exhibit, or cross the rope bridge to the Squirrel's Nest.



HILLTOP
WOODLANDS



In the **Wonderful World of Insects** Exhibit, I will be able to see pinned insects. Inside the insect terrariums, I will see displays that include an ant colony and insects that live in water.

There is also a **Little Larvae** play area for small children. If I am too tall, I will not be able to go inside the play area.



Little Larvae



In the last Exhibit, **Founders Hall**, there is a display case from the original Cook Museum and a virtual walk-through to see how the Museum used to look.

FOUNDERS HALL



The **Baby Care** room is not just for babies, it is also a small place where I can go when I need a **calm and quiet space.**





As I leave the Exhibits, I will go through the **Museum Store**. The Museum Store has things I can buy and take home. I can ask my grown-up if I can look around.


museum
store




All the Exhibits are on the first floor but there is a fun interactive, **The Everbright**, on the second floor that I can play with.

The Everbright



During my visit to the Cook Museum of Natural Science, I may need to visit the **restroom**. I can ask my grown-up to take me when I need to go.





There is a café inside the Museum called **Nature's Table**. I can visit the café with my grown-up if they say it is ok.

nature's
table



When it is time to go, we will leave through the **EXIT** door. If I follow the rules in the Museum, my family will be so proud of me!

What a fun day at the Cook Museum of Natural Science!

